



4-Bit Micro-Controller

TM8951

Electrical Characteristics

Application Note

**Tenx reserves the right to change or
discontinue this product without notice.**

tenx technology inc.

CONTENTS

PRODUCT NAME	2
TM8951	2
APPLICATION NOTE	2
I. Power Consumption with LCD Load	2
II. Power Consumption without LCD Load.....	4
III. Ext-R vs. Frequency vs. Operating Current.....	6

PRODUCT NAME

TM8951

TITLE

TM8951 Electrical Characteristics

APPLICATION NOTE

The electrical characteristics described in the document are for reference only. The operating current is measured at room temperature (25°C) and there are two types of test data: no load and LCD load only. All the characteristics will be different subject to the process variation, temperature, Option, loading and operating voltage etc. IC from different lots will be slightly different due to the drift of the manufacturing processes.

I. Power Consumption with LCD Load

LCD : 1/3Bias , 1/4Duty * 9 Seg , Size : 1cm * 2.5cm

At 3V , 25°C (with LCD Load)

TM8951(Crystal and Internal Fast 500kHz 3V)											
Unit	μA	μA	μA	μA	μA	μA	μA	μA	μA	Freq-Tolerance(s/d)	
3V	∨	∨	∨	∨	∨	∨	∨	∨	∨	∨	
LCD	on	on	on	on	on	on	on	OFF	OFF		
Operating	∨	∨	∨	∨							
Bcf Flag	1	0	1	0	1	1	0	1	0	1	0
Halt						∨	∨	∨	∨	∨	
Stop					∨						
500KHz			∨	∨							
32768Hz	∨	∨			∨	∨	∨	∨	∨	∨	
Operating Current (uA)	11.57	3.90	76.65	17.98	0.09	10.60	4.10	7.08	0.84	-0.03	-0.57

TM8951(Internal Fast Only 250kHz 3V)							
3V	∨	∨	∨	∨	∨	∨	∨
LCD	on	on	on	on	on	OFF	OFF
Operating	∨	∨					
Bcf Flag	1	0	1	1	0	1	0
Halt				∨	∨	∨	∨
Stop			∨				
Operating Current (uA)	73.12	36.71	0.09	57.98	44.38	40.47	10.59

At 1.5V , 25°C(with LCD Load)

TM8951(Crystal and Internal Fast 500kHz 1.5V)											
Unit	μA	μA	μA	μA	μA	μA	μA	μA	μA	Freq-Tolerance(s/d)	
1.5V	∨	∨	∨	∨	∨	∨	∨	∨	∨	∨	
LCD	on	on	on	on	on	on	on	OFF	OFF		
Operating	∨	∨	∨	∨							
Bcf Flag	1	0	1	0	1	1	0	1	0	1	0
Halt						∨	∨	∨	∨	∨	
Stop					∨						
500KHz			∨	∨							
32768Hz	∨	∨			∨	∨	∨	∨	∨	∨	
Operating Current (uA)	7.83	7.37	37.57	36.97	0.09	8.33	7.73	1.71	1.62	-0.05	-0.58

TM8951(Internal Fast Only 250kHz 1.5V)							
1.5V	∨	∨	∨	∨	∨	∨	∨
LCD	on	on	on	on	on	OFF	OFF
Operating	∨	∨					
Bcf Flag	1	0	1	1	0	1	0
Halt				∨	∨	∨	∨
Stop			∨				
Operating Current (uA)	75.17	70.90	0.09	62.00	85.03	21.70	21.69

II. Power Consumption without LCD Load

At 3V , 25°C (No LCD Load)

TM8951(Crystal and Internal Fast 500kHz 3V)											
Unit	μA	μA	μA	μA	μA	μA	μA	μA	μA	Freq-Tolerance(s/d)	
3V	∨	∨	∨	∨	∨	∨	∨	∨	∨	∨	
LCD	on	on	on	on	on	on	on	OFF	OFF		
Operating	∨	∨	∨	∨							
Bcf Flag	1	0	1	0	1	1	0	1	0	1	0
Halt						∨	∨	∨	∨	∨	
Stop					∨						
500KHz			∨	∨							
32768Hz	∨	∨			∨	∨	∨	∨	∨	∨	
Operating Current (uA)	8.97	1.45	74.11	15.63	0.09	7.31	1.10	7.09	0.84	-0.03	-0.57

TM8951(Internal Fast Only 250kHz 3V)							
3V	∨	∨	∨	∨	∨	∨	∨
LCD	on	on	on	on	on	OFF	OFF
Operating	∨	∨					
Bcf Flag	1	0	1	1	0	1	0
Halt				∨	∨	∨	∨
Stop			∨				
Operating Current (uA)	54.42	16.05	0.09	42.06	13.32	40.56	10.59

At 1.5V , 25°C (No LCD Load)

TM8951(Crystal and Internal Fast 500kHz 1.5V)											
Unit	μA	μA	μA	μA	μA	μA	μA	μA	μA	Freq-Tolerance(s/d)	
1.5V	∨	∨	∨	∨	∨	∨	∨	∨	∨	∨	
LCD	on	on	on	on	on	on	on	OFF	OFF		
Operating	∨	∨	∨	∨							
Bcf Flag	1	0	1	0	1	1	0	1	0	1	0
Halt						∨	∨	∨	∨	∨	
Stop					∨						
500KHz			∨	∨							
32768Hz	∨	∨			∨	∨	∨	∨	∨	∨	
Operating Current (uA)	2.93	2.79	32.80	32.72	0.09	2.18	2.12	1.72	1.62	-0.05	-0.58

TM8951(Internal Fast Only 250kHz 1.5V)							
1.5V	∨	∨	∨	∨	∨	∨	∨
LCD	on	on	on	on	on	OFF	OFF
Operating	∨	∨					
Bcf Flag	1	0	1	1	0	1	0
Halt				∨	∨	∨	∨
Stop			∨				
Operating Current (uA)	32.72	32.45	0.09	25.70	26.59	21.69	21.70

NOTE 1:

Freq. Tolerance indicates that after trimming the capacitance of external capacitor of 32.768 kHz Crystal oscillator, the daily time offset of the real time clock function differs with the real time.

Many factors will affect the driving capability of the Driver of the Crystal circuit, such as the setting of BCF flag in MCU, the manufactures /lot No ./type of Crystal oscillator, PCB layout and quality of external capacitor.

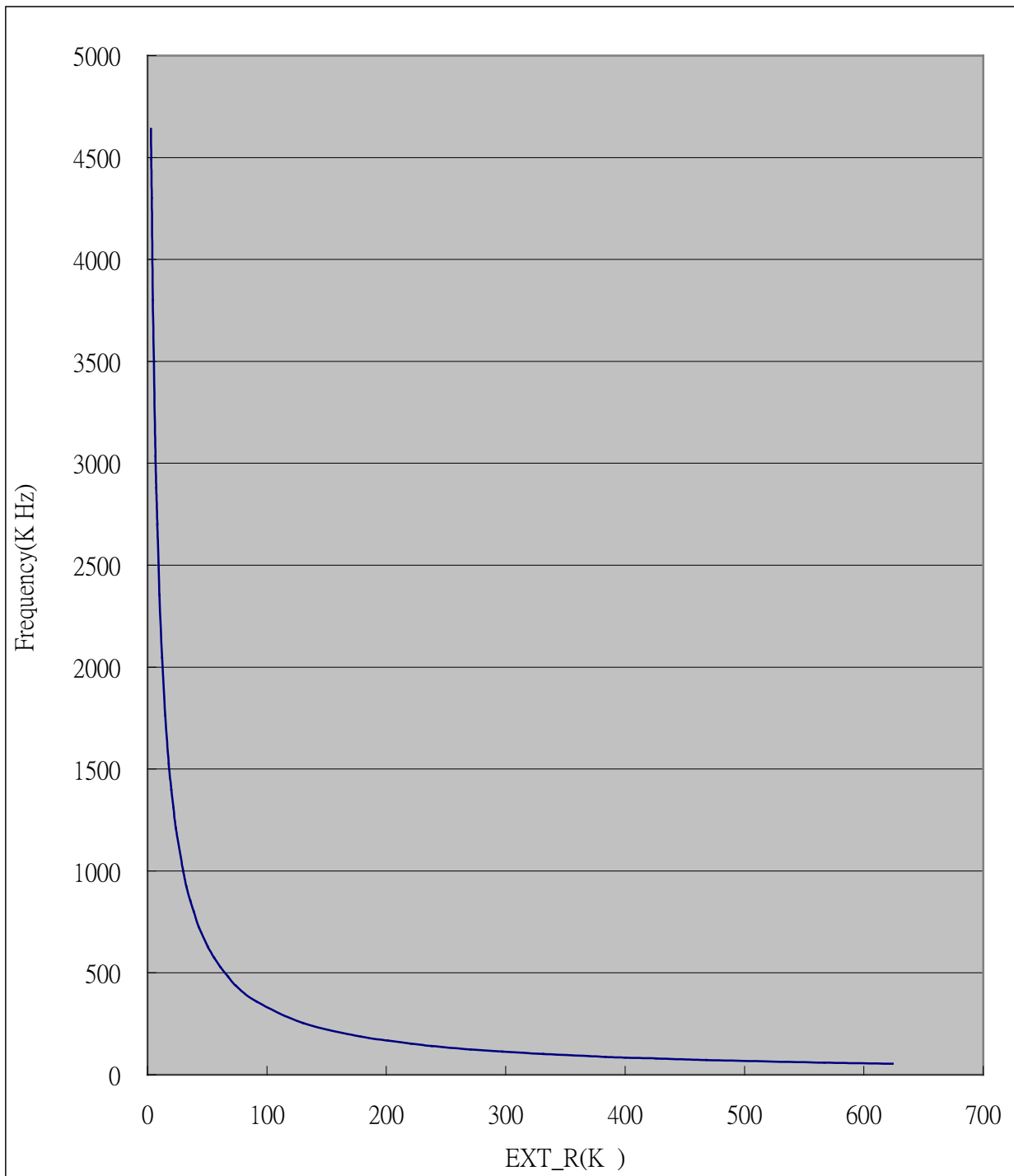
NOTE 2:

Set BCF flag = 1 before using Internal 500KHz and 250KHz to ensure that IC can work properly with a higher driving capability.

III. Ext-R vs. Frequency vs. Operating Current

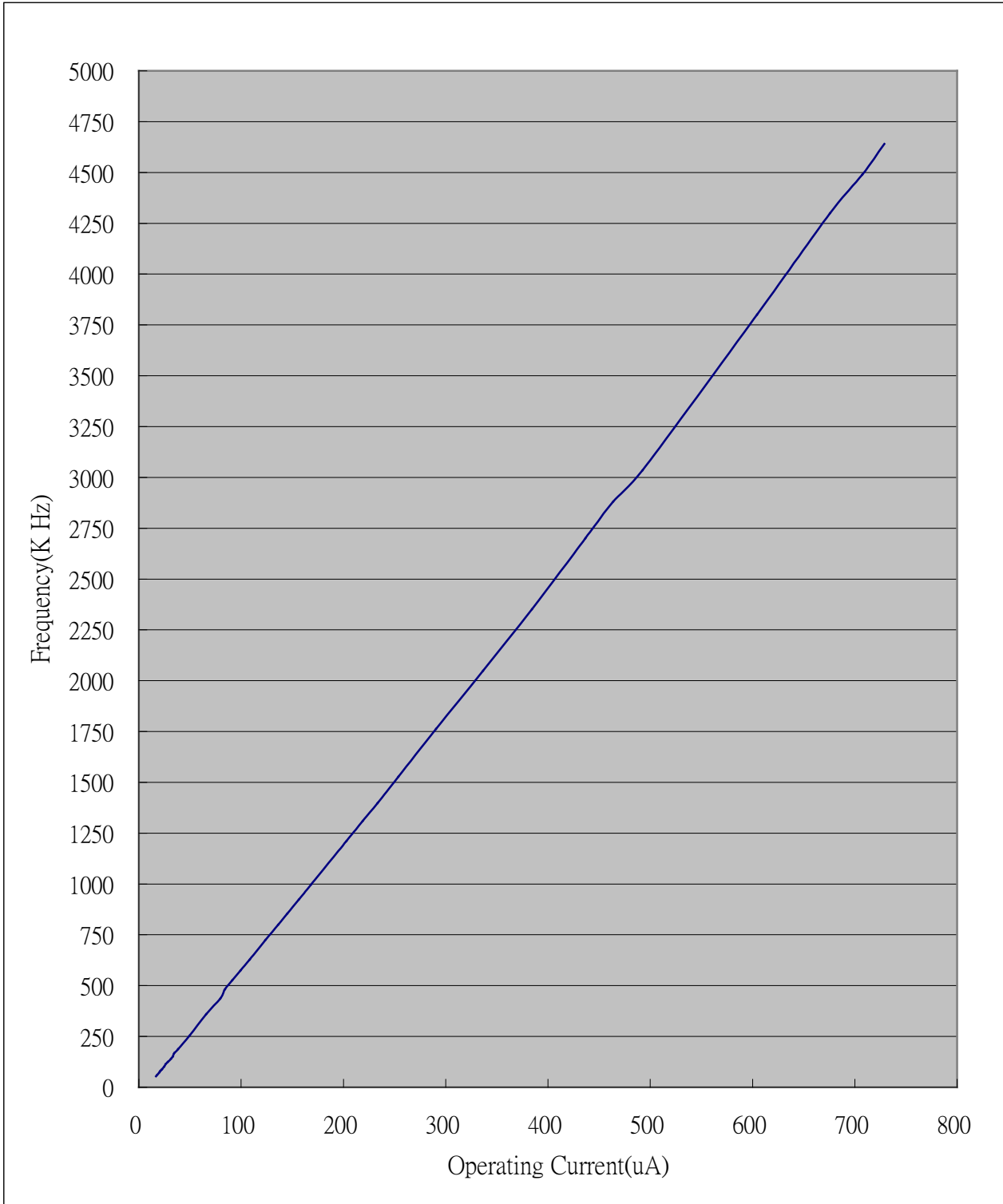
At 3V , 25°C

Ext-R v.s. Frequency

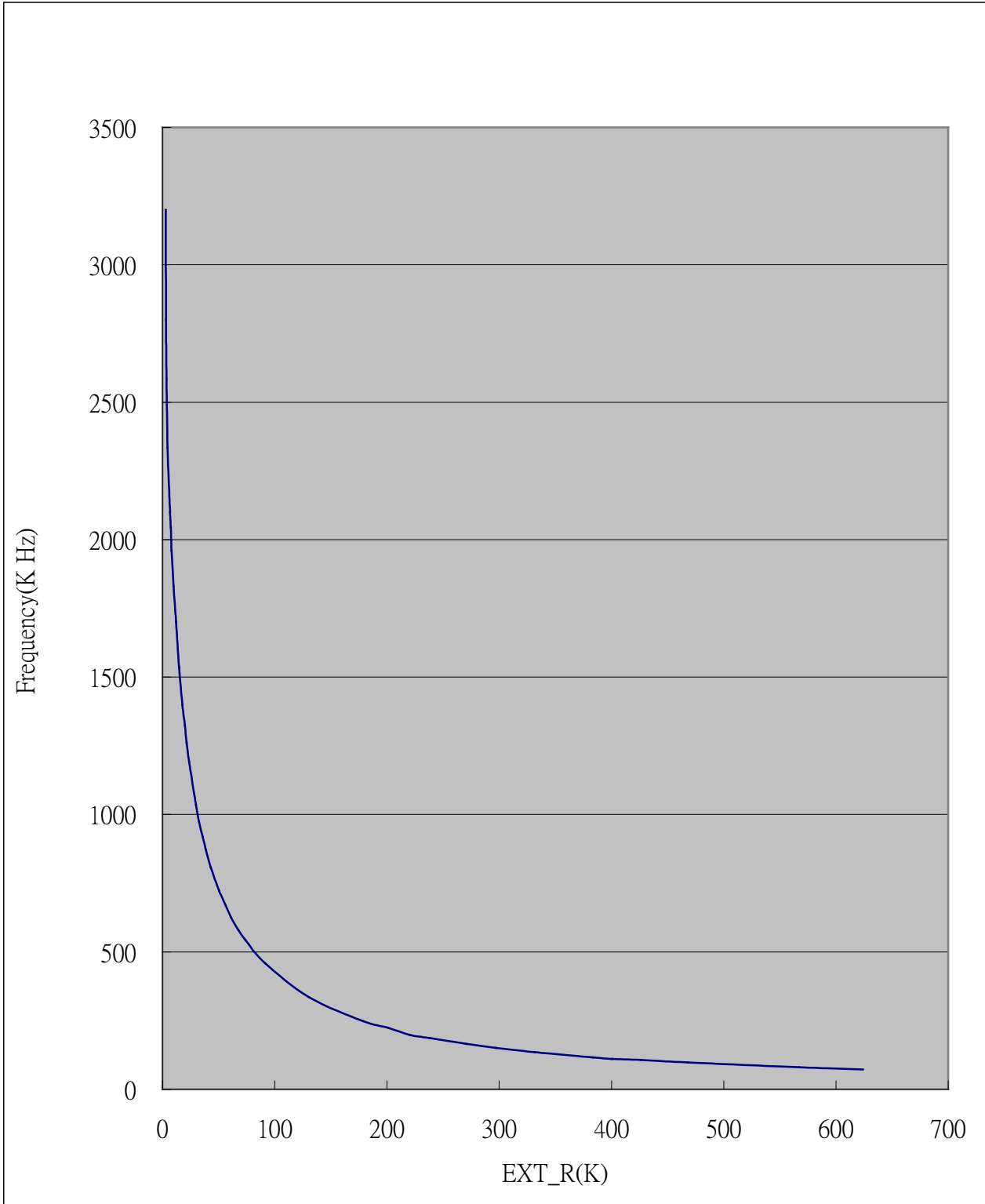


At 3V , 25°C

Frequency v.s. Operating Current



At 1.5V , 25°C
Ext-R v.s. Frequency



At 1.5V , 25°C
Frequency v.s. Operating Current

